



Bring the outside in

The bi-fold door collection



THE FIRST &
ONLY BI-FOLD
DOOR TO
ACHIEVE BBA
CERTIFICATION
IN THE UK

welcome to

The bi-fold door collection

Stunning designs and the feeling of more space will enhance your lifestyle and improve the value of your home

Our superb collection of panoramic doors offers market-leading aesthetics, engineering and value. With a choice of designs and guaranteed high-quality performance, they bring you the space, comfort and low-maintenance luxury of modern living.

Imagine wide open spaces allowing air and light to flood into your home, instantly creating a contemporary look and feel. Our new panoramic doors will add the 'wow' factor to your home and can be fitted wherever you need easy access to your patio or garden.

No wonder more and more people are choosing our PVC-U panoramic doors to add that extra dimension to their homes. The collection offers ultra slim frames for eye-catching looks, clever new design features and a wide range of colours to suit every home perfectly. In short, our new folding sliding doors are superior to any other similar PVC-U products you'll find on the market today.



Even more streamlined

Our panoramic doors have been designed with slimmer, uncluttered sightlines to make them less obtrusive. This means that you see less of the doors and more of your patio, garden or the interior of your home.

We've also incorporated a new trim to hide the seals between the door leaves. This adds to the whole aesthetic look and feel of your new doors, as you won't see a line of black seal between the doors when they're closed. To complete the clean, simple lines of your new doors, we also give you the option of a flush-fitting low threshold below the doors.



Slimmer sightlines



Gaskets are hidden with a patented trim

Simpler to fit

We've made our new door range easy to install thanks to a slim-stepped outer frame which contains all the door hardware inside the frame. There's no need to cut plaster or make alterations in your home to make sure the doors fit. The benefit to you is minimal disruption and mess in your home when they're installed.

The hardware itself is bespoke and British-designed and assembled, available in Black, White, Satin Silver, Silver Grey, Champagne and Bright Chrome finishes, all with a five-year guarantee.



Aluminium roller track



Bespoke British designed hardware



▲ 6-3-3 Golden Oak door with Black door furniture provides spacious access to patio areas

BBA & Secured By Design certification

Aspect is the first and only bi-fold door on the market to gain British Board of Agrément (BBA) approval. What's more, they are Secured by Design approved.

Secured by Design



Official Police Security Initiative



Certificate no13/5043



Easier, smoother operation

Each panoramic door has a built-in four-rail aluminium roller track so that it glides open or closed smoothly and effortlessly. The unique D-shaped interior handle allows the doors to fold back flatter. So when they're open they look much neater and won't distract from the beautiful view of your patio or garden. Plus, the D-handle has an intelligent anti-mishandling feature which stops your floor from being scraped by the shoot bolts, plus it protects the bolts from being damaged and needing replacement – the main cause of repairs on folding sliding doors.

Extra security – PAS 23 /24

We know that the security of your home is vitally important, that's why we have built our doors with enhanced security features, which has earned us the comprehensive PAS 23/24 security certification.

We've also included stainless steel anti-jemmy pins in our door design. This means that the door can't be removed from the outside by intruders trying to get into your home. These pins are enclosed in the roller track for maximum security.

Easy-use unique D-handle



D-handle is flush-fitting to the door frame for neater aesthetics



Handle lifts out when required, and returns to rest position once released



The lever (featuring anti-mishandling technology) releases the shootbolts



D-handle provides leverage to push and slide the doors open and closed

Access for all

In addition to our standard threshold, we offer various options for those requiring a flusher-fitting low-threshold, to best suit your needs.

For external doors, we offer three low-threshold options, including a Part M compliant double ramp threshold that allows easy pushchair and disabled access, as set out by the Building Regulations.

If you want a low-threshold for an internal bi-fold door, then we have a flush-fitting threshold that allows seamless integration of two rooms.

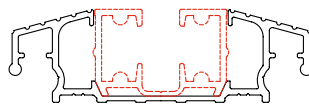


Part M compliant double ramp threshold

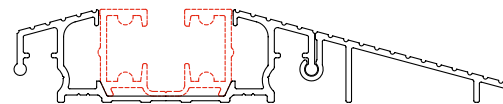
Also available:



Internal room divider
For seamless room integration



Tray-only threshold



Single ramp threshold



▲ Low-threshold allows easy access between internal and external environments







Warm in winter...

When the harsh British winter is in full swing, it's vital that you choose doors which can withstand what it throws at us. That's why our PVC-U doors are manufactured with a square-edge profile which gives a superior seal along door edges, making them draught and weatherproof.

Tested to BS6375-1:2009 (Performance of Windows and Doors), our doors far exceed the minimum requirements set out for the most extreme weather test. They also meet the British Standard minimum requirements for construction, security, safety, weather-tightness and strength of performance. This means behind their striking looks, your folding sliding door is robust and built to last – giving many years of pleasure.



▲ This 4-2-2 door in Cream offers excellent protection from the elements



...cool in summer

Panoramic doors create the perfect summer ambience, and with stunning openings of up to 6m wide, you really can bring the outside in. Depending on the door configuration you choose (see page 16-17 for more information), you can utilise various opening positions to allow refreshing ventilation into your home on those hot summers days.

Imagine hosting a summer garden party or barbeque – your panoramic door will offer seamless access between your home and garden, allowing you to impress guests with your fantastic opening. Plus, it will make it easier when you want to take your furniture outdoors for alfresco dining!



Cool in the summer, our panoramic doors are a great addition to conservatories

- ▼ A 6-3-3 door allows the central doors to be opened like a French door when a full opening is not required

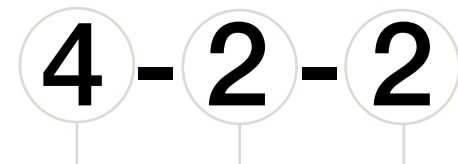


Versatile space at its best

Panoramic doors create a wider opened space than French or in-line patio doors, enabling you to make the most of your living area. When fully retracted, they create up to a 90% open space, turning your outside area or patio into another useable room. Doors can be manufactured up to an impressive six metres wide, offering a simple yet stunning way to enhance your environment.

Because every home is unique, we offer a choice of folding options, allowing you to choose how your door works. This maximum versatility helps you to enjoy and expand your home in the way that works best for you.

How configurations work

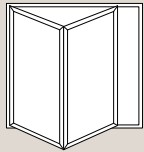


*Total number
of leaves*

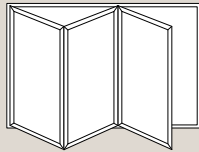
*Number
of leaves
folding left*

*Number
of leaves
folding right*

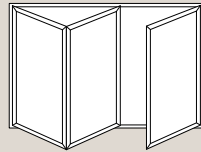
Door configuration options



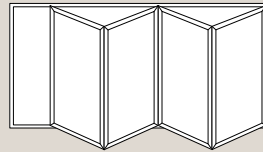
2-2-0
(2-0-2 available)



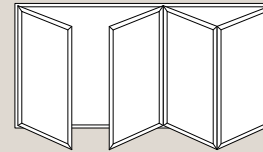
3-3-0
(3-0-3 available)



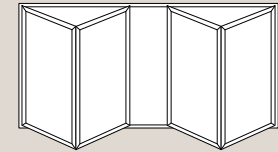
3-2-1
(3-1-2 available)



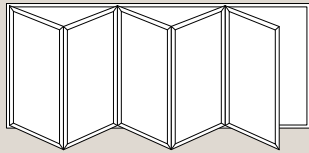
4-0-4
(4-4-0 available)



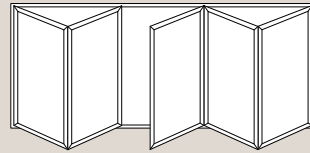
4-1-3
(4-3-1 available)



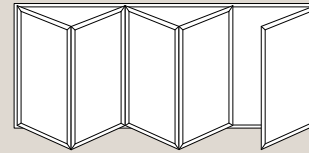
4-2-2



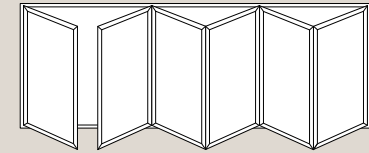
5-5-0
(5-0-5 available)



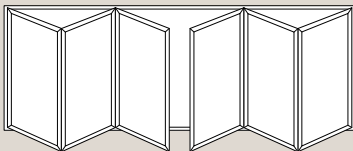
5-2-3
(5-3-2 available)



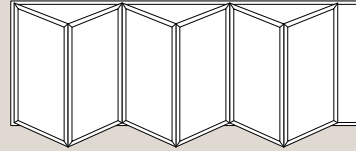
5-4-1
(5-1-4 available)



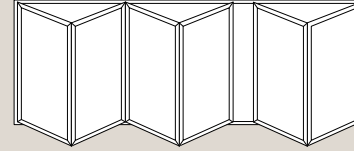
6-1-5
(6-5-1 available)



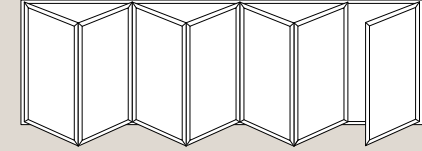
6-3-3



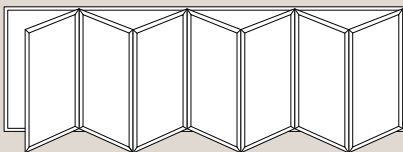
6-6-0
(6-0-6 available)



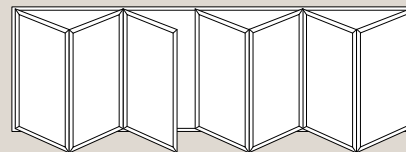
6-4-2
(6-2-4 available)



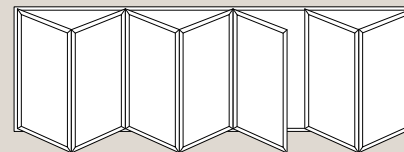
7-6-1
(7-1-6 available)



7-0-7
(7-7-0 available)



7-3-4
(7-4-3 available)



7-5-2
(7-2-5 available)

Other options

All options are available as inward and outward opening doors. Extra leaves and additional configurations can be chosen, up to the maximum width of six metres.

*Maximum sash width per leaf is 900mm



Golden Oak door perfectly colour-matched to the rest of the property



Contemporary Black Ash frame with Satin Silver door furniture



Cream frame with Black door furniture

A wider choice of colours

Our new panoramic doors come in a wide range of colours and finishes. With this choice of contemporary colours and styles, you can create a look that is perfect for your home. Whether you want to match your existing décor, or make a bold contrast, our panoramic doors are a stylish way to bring indoor and outdoor living together.

Frame options



White



Cream



Golden Oak



Golden Oak
White interior



Rosewood



Rosewood
White interior



Irish Oak



Irish Oak
White interior



Black Ash
White interior



White Ash



Grey
White interior

Other colour combinations are available to special order on extended lead times

Hardware colours

Our stunning doors are enhanced by bespoke British-designed hardware – complete with a 5-year guarantee!

You can choose from six colour options:



White



Black



Satin Silver



Silver Grey



Champagne



Bright Chrome



Silver Grey handle on an Irish Oak frame



D-handle in sleek Black on a White door frame



Handle in White on a Cream frame

The bi-fold door collection

Stunning designs and the feeling of more space will enhance your lifestyle and improve the value of your home

Product specification is subject to change without notification. Please also note that colours shown are illustrative only, as the printing process does not allow 100% accurate colours to be reproduced.

ASPECTDB/MAR14/CC



All together better